

**Lunar New Year
Quarantine Programs**

December 14, 2021 - February 14, 2022

Step 1.
Choose Your Program

Step 2.
Prepare Documentation



Step 3.
Pre-boarding Instructions

Step 4.
Instructions for Customs
Clearance

Step 5.
Instructions for
Quarantine

**Enjoy Lunar New Year
in Taiwan by
following these 5 steps**

Step 1. Choose Your Program

Program	Detail	Quarantine location	Fully vaccinated for 14 days	Home quarantine rules	Number of tests
A (14+0+7)	Inbound passenger	Quarantine hotel: 14 days	No		PCR:2 Government-sponsored rapid test:4
B (10+4+7)	Inbound passenger	Quarantine hotel: 10 days Home quarantine: 4 days	No	Choose between ^(Note 4) one person per residence or one person per room	PCR:3 Government-sponsored rapid test:3
	People in the same household (during home quarantine in a separate room)	Not allowed to share a room with the inbound passenger	Yes ^(Note 3-1)	Must abide by anti-epidemic measures	
C (7+7+7)	Inbound passenger	Quarantine hotel /government facility quarantine facility: 7 days Home quarantine: 7 days	Yes ^(Note 3-2)	Choose between ^(Note 4) one person per residence or one person per room	PCR:3 Government-sponsored rapid test:3
	People in the same household (during home quarantine in a separate room)	Not allowed to share a room with the inbound passenger	Yes ^(Note 3-1)	The inbound passenger must practice enhanced self-health management for 7 days as well as following anti-epidemic measures and doing a rapid test	Self-paid rapid test:2

Note:

1. Quarantine hotels and government quarantine facilities follow the “one person per room” rule.

- (1) Family members/people in the same household arriving on the same day can share a room (depending on their willingness and the room type).
- (2) Single rooms are not recommended for more than two adults.

2. People who shared a room at quarantine hotels/facilities can share a room at home.




3. Fully vaccinated for 14 days

- (1) Children under the age of 12 are seen as unvaccinated.
- (2) The vaccination status of children under the age of 12 follows that of the accompanying adult inbound passenger.

4. Home quarantine rules

- (1) One person per residence (the inbound passenger is in a residence where nobody not undergoing quarantine resides).
- (2) One person per room (sharing residence with people not undergoing quarantine in a separate room)

Step 2. Prepare Documentation

Detail Program	PCR test report within 2 days ^(Note 1) (as of Jan 4, 2022)	Accommodation reservation confirmation ^(Note 2)	Proof of Full Vaccination ^(Note 3)	Fully-vaccinated people in the same household (Names/phone numbers/ID)
A (14+0+7)	V	V		
B (10+4+7)	V	V		V One person per room
C (7+7+7)	V	V	V	V One person per room

Note :

1. Passengers who are unable to obtain a PCR test result should print out and fill in the “Entry Quarantine Affidavit When a Traveler Is Unable to Present a COVID-19 RT-PCR Test Report Prior to Boarding.”
2. (1) Visit the Tourism Bureau’s “Epidemic Prevention - Quarantine Hotels” website to book your quarantine hotel in cities/counties where there is still capacity: <https://taiwan.taiwanstay.net.tw/covhotel/>
(2) Those who cannot fill in the declaration online due to specific circumstances should print out and fill in the “Quarantine Residence Affidavit for Travelers Entering Taiwan.”
3. Inbound passengers who cannot show proof of full vaccination must choose Program A or B, with the exception of those under 12 years old.

Step 3. Pre-boarding Instructions

Quarantine
System for Entry



Detail Program	Scan the QR Code to fill in the declaration on the Quarantine System for Entry 48 hours prior to scheduled arrival	Choose your quarantine program	Show the "Departure Place Declaration Certificate" and PCR test result
A (14+0+7)	V	V	V
B (10+4+7)	V	V	V
C (7+7+7)	V	V Upload proof of vaccination	V Show proof of full vaccination

Step 4. Instructions for Customs Clearance

Detail Program	Step 1	Step 2	Passport control and luggage collection	Step 3	Step 4	Step 5
	Updated on Dec 29, 2021	Health evaluation and document control		Collect at-home rapid test kit	Deep-throat saliva test	Head to the quarantine location in a quarantine taxi
A (14+0+7)	V	V		V	V	V
B (10+4+7)	V	V		V	V	V
C (7+7+7)	V	V		V	V	V

※ In accordance with Article 58 of the Communicable Disease Control Act, inbound passengers are required to make truthful declarations and have all the documents ready. Any refusal, evasion, obstruction or untruthful declaration could result in a fine of up to NT\$150,000 and potential criminal liability.

Step 5. Instructions for quarantine

Testing Schedule for Different Quarantine Programs

Day	Arrival Date	1	2	3	4	5	6	7	8	9	10	11	12	13	14	15	16	17	18	19	20	21
14+0+7	PCR			Government-sponsored rapid test				Government-sponsored rapid test			Government-sponsored rapid test				PCR							Government-sponsored rapid test
10+4+7	PCR			Government-sponsored rapid test				Government-sponsored rapid test			PCR			PCR								Government-sponsored rapid test
7+7+7	PCR			Government-sponsored rapid test			PCR				Government-sponsored rapid test			PCR								Government-sponsored rapid test
7+7+7 People in the same household											Self-paid rapid test				Self-paid rapid test							

Pay for the quarantine hotel/government quarantine facility

Home quarantine

Enhanced self-health management for people in the same household

Self-health management

Note

1. Follow the health authority's instructions to take the PCR test in the designated location.
2. Inbound passengers should report their government-sponsored rapid test results to their borough chief on the phone during the quarantine period and report their government-sponsored rapid test results via text message during their self health management period.
3. Report the self-paid rapid test results of people in the same household for the 7+7+7 program via text message.
4. If the result of an at-home test is positive, please follow the instructions of your local health authority on further testing and contact tracing measures.
5. Any violation of relevant quarantine regulations can result in a fine of up to NT\$1 million.

Appendix - Enhanced/Self-Health Management Regulations

Enhanced self-health management for people in the same household

Besides the self-health management regulations on the right, people should abide by the following regulations:

- **Don't share a room or bathroom with the person in quarantine. The parties are not allowed to be in the same room or share food.**

When providing necessary assistance (supplies), both parties should adopt adequate protection measures including wearing a mask, maintaining social distancing and minimizing the duration of contact.

- You are allowed to go out provided that you show no symptoms, but only to engage in limited activities.
- You are **not allowed to take public transport or visit crowded places** (such as hypermarkets, department stores, night markets, nightclubs, bars, wedding banquets, restaurants, tourist attractions and so on).
- Postpone non-urgent medical treatment or check-ups.
- **Observe name-based registration and keep a record of what you do on a daily basis.** Masks and social distancing are mandatory at all times.
- Do a self-paid at-home rapid test on the 3rd and 7th day during enhanced self-management.

Self-health Management

- **Record your body temperature** in the **morning and evening**, as well as health conditions and activities. Respond to text messages regarding your health conditions.
- All information is uploaded to the National Health Insurance Medi-Cloud system to remind the medical personnel to implement the "TOCC" mechanism.
- **Avoid visiting places where social distancing cannot be maintained or where you are in close proximity of non-specific people.**
- You are prohibited from engaging in close or cluster activities with other individuals (such as having meals together, gatherings, public gatherings and so on).
- **Wear a mask and maintain social distancing when going out.**
- Postpone non-urgent medical treatment or checkups. You are prohibited from visiting any hospitalized individuals.
- Contact your local Department of Health or call 1922 should you exhibit any symptoms and follow the instructions on seeking medical attention.