


COVID-19 Digital Vaccine Certificate Three-Step Application Process



**Confirm
Identification**



**Select
Desired Item**



**Obtain the
Certificate**

數位新冠病毒健康證明申請

Apply For Digital COVID-19 Certificate

Click here to
apply for the URL

本國國民 R.O.C.(Taiwan) Nationals

持有身分證號、健保卡號、及護照號碼者

Holder of National ID No., NHI Card No., or Passport No.

申請

APPLY

Citizens please
click here to apply

Citizens applying must
have a valid passport

Foreign Nationals 外來人口

PRC/Hong Kong/Macau Residents ; Aliens ;
Nationals without registered household


陸港澳人士、外國人、無戶籍國民

APPLY

申請

Foreign Nationals
please click here to
apply

Foreign Nationals are required to have a
Unified ID Number to apply. Those without a
Unified ID Number please apply to the
National Immigration Agency.



Identity Confirmation-Three Ways for Citizens

「ID number + NHI number + Passport number」

一般登入
Login

登入方式：
Login with：

- (1) 身分證號
National ID No.
- (2) 健保卡號
NHI Card No.
- (3) 護照號碼
Passport No.

1 身分驗證
Verify

Please first prepare
「NHI Card」 and
「Passport」

身份驗證
ID Verification

2 身分證號*
National ID No.
請輸入身分證號10位

3 健保卡號*
NHI Card No.
卡號1~4 卡號5~8 卡號9~12

4 護照號碼*
Passport No.
請輸入護照號碼

5 圖形驗證碼*
Captcha
請輸入圖形驗證碼 KI QN

6 執行身分驗證
Verify

Verification methods as follow:

TW FIDO 登入
TW FIDO Login

登入方式：
Login with：

- (1) TW FIDO
TW FIDO
- (2) 護照號碼
Passport No.

身分驗證
Verify

「FIDO+Passport Number」


自然人憑證
Citizens Digital Certificate

登入方式：
Login with：

- (1) 自然人憑證
Citizens Digital Certificate
- (2) 讀卡機
Card Reader
- (3) 護照號碼
Passport No.

身分驗證
Verify

「Natural Person Certificate Number + Card Reader + Passport Number」



Identity Confirmation-Three Ways for Foreign Nationals 「 Unified ID Number + NHI number 」

NHI Card Login
健保卡登入

Login with :
登入方式 :

(1)UI No.
統一證號

(2)NHI Card No.
健保卡號

1 **Verify**
身分驗證

Please first prepare
「ARC/APRC」 and 「NHI
Card」

ID Verification
身份驗證

2 **Unified ID***
統一證號

Input Unified ID

3 **NHI Card No***
健保卡號

No 1~4 No 5~8 No 9~12

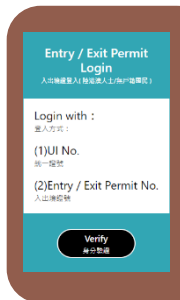
4 **Captcha***
圖形驗證碼

Captcha UG8 G

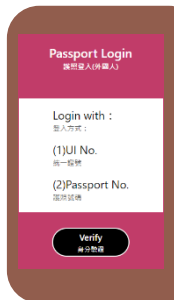
5 **Verify**
執行身分驗證



Verification methods as follow:



「 Unified ID Number + Entry and Exit Permit 」



「 Unified ID Number + Passport Number 」



Item selection

1

Check at least one

申請數位證明種類

Select types of Digital COVID-19 Certificate

<input type="checkbox"/>	疫苗接種數位證明 Vaccination Certificate
<input type="checkbox"/>	檢驗結果數位證明 Test Result Certificate

生日(必填)
Date of Birth

1960 月 日

信箱(非必填)
Email

Email

若有填寫Email者，數位證明將會同步寄送到您的信箱。
If you fill in your Email, the digital certificate will be sent to your mailbox.

[提醒]

[Remind]

(1) 在國外接種之COVID-19疫苗劑次不納入本數位健康證明。

(1) This system doesn't issue COVID-19 certificates for vaccines vaccinated abroad.

(2) 請妥善保存國外接種之COVID-19疫苗證明/紀錄，併同本數位證明妥善保存，以供後續國內外醫療諮詢或查核之需。

(2) Please properly keep the records/certificates of COVID-19 vaccines vaccinated abroad, and keep them together with the digital certificate issued by this system for subsequent medical consultation or inspection.

3

下一步
Next

2

Required

Not required

4

Click "Apply" on the next page to complete the application

疫苗接種數位證明

Vaccination Certificate

適用格式 Apply Format	接種日期 Vaccination Date	執行申請 Action
EU-DCC	2021-11-20	申請 APPLY

檢驗結果數位證明

Test Result Certificate

適用格式 Apply Format	採檢日期 Test Date	執行申請 Action
EU-DCC	2021-12-15 13:26:02	申請 APPLY

上一步
Back



Obtaining a Certificate : "Application Success" screen

If the Email address is filled in when selecting the item, the Digital Certificate file will be sent to the mailbox at the same time.

Download/Print Digital Certificate



Click "Download/Print Digital Certificate", the file will be downloaded to your computer or mobile device



You can also print out a Digital Certificate as needed. If you print out the Certificate, please keep it in a safe place.

資料請讀請點此 下載/列印 數位證明 7-11 便利商店 取得超商列印碼

中華民國

 數位新冠病毒健康證明
TAIWAN
 Digital COVID-19 Certificate

 衛生福利部疾病管制署
 Centers for Disease Control, Ministry of Health and Welfare

Basic Information
 個人基本資料

Surname(s) and given name(s) 姓名
 王大明
 WANG, DAMING

Passport no. 護照號碼
 310942728

Date of birth (DD / MM / YYYY) 生日
 20 / 01 / 1990

Unique certificate identifier 數位證明識別碼
 URN:UVC101-TW:
 10807843F94AEE0EE5093FBC254BD813#B

Vaccination Certificate
 疫苗接種數位證明

Disease or agent targeted 預防疾病名稱
 COVID-19

Vaccine or prophylaxis 疫苗類型
 COVID-19 vaccine

Vaccine medicinal product 疫苗名稱
 Vaxzevria

Vaccine marketing authorization holder or manufacturer
 疫苗經銷商或製造商
 AstraZeneca AB

Batch / lot number 疫苗批號
 CTMAV509

Number of doses received / total number of doses
 recommended 已接種劑次 / 應接種劑次
 1 / 2

Date of the latest dose received (DD / MM / YYYY) 接種日期
 14 / 05 / 2021

Country in which the vaccine was administered 接種國家
 Republic of China (Taiwan) 中華民國

Certificate issuer 數位證明發行機構
 Centers for Disease Control, Ministry of Health and Welfare
 衛生福利部疾病管制署

Note
 說明資料

This certificate is not a travel document. The scientific evidence on COVID-19 vaccination, testing, and recovery continues to evolve, including with regard to new virus variants of concern. Before traveling, please check the applicable public health measures and related restrictions at the point of destination.

此數位證明並非旅行證件。考量COVID-19疫苗之接種、檢驗技術及康復者狀態等科學證據持續發展，以及新型變異株之出現，旅行前請查目的地適用之公共衛生措施及相關限制。

For more information, please visit
<https://www.cdc.gov.tw/>

相關訊息可在此找到：
<https://www.cdc.gov.tw/>

Obtain a Convenience Store Print Code



Go to the drop down menu and select "Convenience Store" and click "Get Convenience Store Print Code." The system will produce a QR code. Please enter the pickup number or scan the QR code at the convenience store to print out the Certificate.



Obtain Confirmation : Convenience Store Print Option

Convenience Store Print

Obtain a Convenience Store Print Code



- At the iBon Machine, Click "Code Input" at the top left of the screen
- Enter the pickup number or scan the QR code
- Choose Print




- FamiPort Cloud Print
- Enter the print code or scan the QR Code
- Choose Print

- Go to the drop down menu and select "Convenience Store".
- Click "Get Convenience Store Print Code"
- The system will produce a QR code
- Please enter the pickup number at the convenience store
- Or scan the QR Code to print the Certificate

You can print the Digital Certificate as needed. If you print out the Certificate, please keep it in a safe place.

Convenience Store Cloud to Print


Download/Print Digital Certificate



- Click "Download/Print Digital Certificate"
- Upload the file to the Convenience Store's Cloud Print Website
- Get the pickup number or QR Code
- Upload to the Convenience Store to Print

Convenience Store Storage Device Printing

Download/Print Digital Certificate



- Click "Download/Print Digital Certificate"
- Save the file to a storage device
- Bring the storage device to any convenience store for printing.